

# Operation Iron Hail

*By Don Rudi*



## Manual

# Operation „Iron Hail“

## Setting

Hambollah militia groups in Southern Lebanon and South East Syria are increasing their cross border attacks against Northern Israel. So far the attacks have been limited to mortar fire and light rockets, but now the intelligence services received information that Hambollah acquired a large amount of Iranian made Shahed drones - a serious increase in threat level.

The first shipment of these drones is expected by air on the morning of 22 October. The shipments will be routed through Aleppo airport.

It was decided to prevent this shipment by conducting an anti-runway strike against Aleppo.

## The operation

The runway at Aleppo airport will be destroyed in a surprise attack before sunrise on 22 October. A single F-15E Strike Eagle, callsign HAMMER 710, will be launched from Ramat David Air Base and conduct a night low level attack using Durandal anti runway bombs.

As this is a surprise attack, no friendly elements will be near the Syrian airspace during the ingress phase, in order not to alert the enemy.

The egress will be covered by a flight of F-15C Eagles and a pair of F-16C Wild Weasels.

## Task

You will fly along a preplanned route following the Bekaa Valley in Lebanon and then cross into Syria south of Homs. Stay close to the mountains in the west, before turning towards Aleppo. Destroy the runway with at least 6 of your 12 Durandals.

The egress can be flown either as a reversed route or by following the preplanned route.

After fence-in stay below 350 feet in order not to alert enemy air defenses and to mask yourself from the long range SA-5 near Damascus. Do not break the sound barrier during ingress.

*Collateral damage is to be minimised. In case the runway is blocked by an airliner, abort the attack and wait till the runway is clear!*

## Multicrew

When flying as Multicrew on a server, please select “Multicrew” from the F10 radio options, otherwise you will not be able to hear and read any communications!

## F10 Radio Options

A number of F10 Radio options will be available.

- **Multicrew** If you are flying as a crew of human pilot and human WSO, please select this option to unlock additional mission elements. These additional elements are partly randomized, so the gameplay remains interesting a second time. This option will be automatically removed once the aircraft reaches the fence in point.
- **Request Tanker** The Strike Eagle should have sufficient fuel to perform the mission without the need of aerial refueling. However, in case you need to jettison your tanks, etc, you can request tanker support. The tanker will be on station in the NOVA Anchor east of Beirut approximately 15 minutes after the request.
- **Request Taxi** Once you are ready to go, request taxi clearance.

## Custom ATC

The mission comes with full custom ATC dialogues, so please DO NOT use the in game ATC. Make sure to check in with Ramat David Tower at mission start, using the included F10 – Other radio item.

Please follow the instructions of the custom ATC to maximize the user experience.

## Virtual WSO

If the Multicrew option is not selected, a virtual WSO will be talking to you occasionally.

## Difficulty option

Primary focus of this mission lies on night low level flying, using the F-15E's terrain following radar and NAVFLIR.

The mission is designed for a single player, but has a multi crew option, which will unlock additional mission elements to challenge the human WSO.

Of course the multicrew option can also be selected by the single player, increasing the difficulty level.

## Required skills

You should know how to select radio channels. Knowledge of how to use the terrain following radar and NAVFLIR are beneficiary.

## Relevant Radio Frequencies

You will communicate with ATC, Command and the tanker on tactical radio channels.

BLUE is your COM1/UHF radio (left), RED is your COM2/V/UHF radio (right).

When instructed to switch a radio channel, please press spacebar after dialing in the correct channel.

<b>BLUE 5</b>	319.000 MHz	COMMAND, callsign WARDEN
<b>BLUE 9</b>	255.500 MHz	ATC - Ramat David Approach
<b>BLUE 10</b>	259.500 MHz	ATC - Ramat David Tower
<b>RED 2</b>	257.000 MHz	Weasel Flight
<b>RED 5</b>	332.000 MHz	Tanker, callsign ARCO 7-1
<b>RED 8</b>	385.400 MHz	Eagle Flight

**Note:** You will need to set your radio to **BLUE 10** to start the mission.

## Relevant TACAN Frequencies

You will need two TACAN frequencies:

**Ramat David                  RMD    84X**

**Tanker ARCO 7-1          TKR    13Y**

## Relevant Waypoints

**ECHO                  Waypoint 1**

**GALIL                  Waypoint 2**

**FENCE                  Waypoint 3**

**IP                          Waypoint 9**

**TARGET              Waypoint 10**

## Known Threats

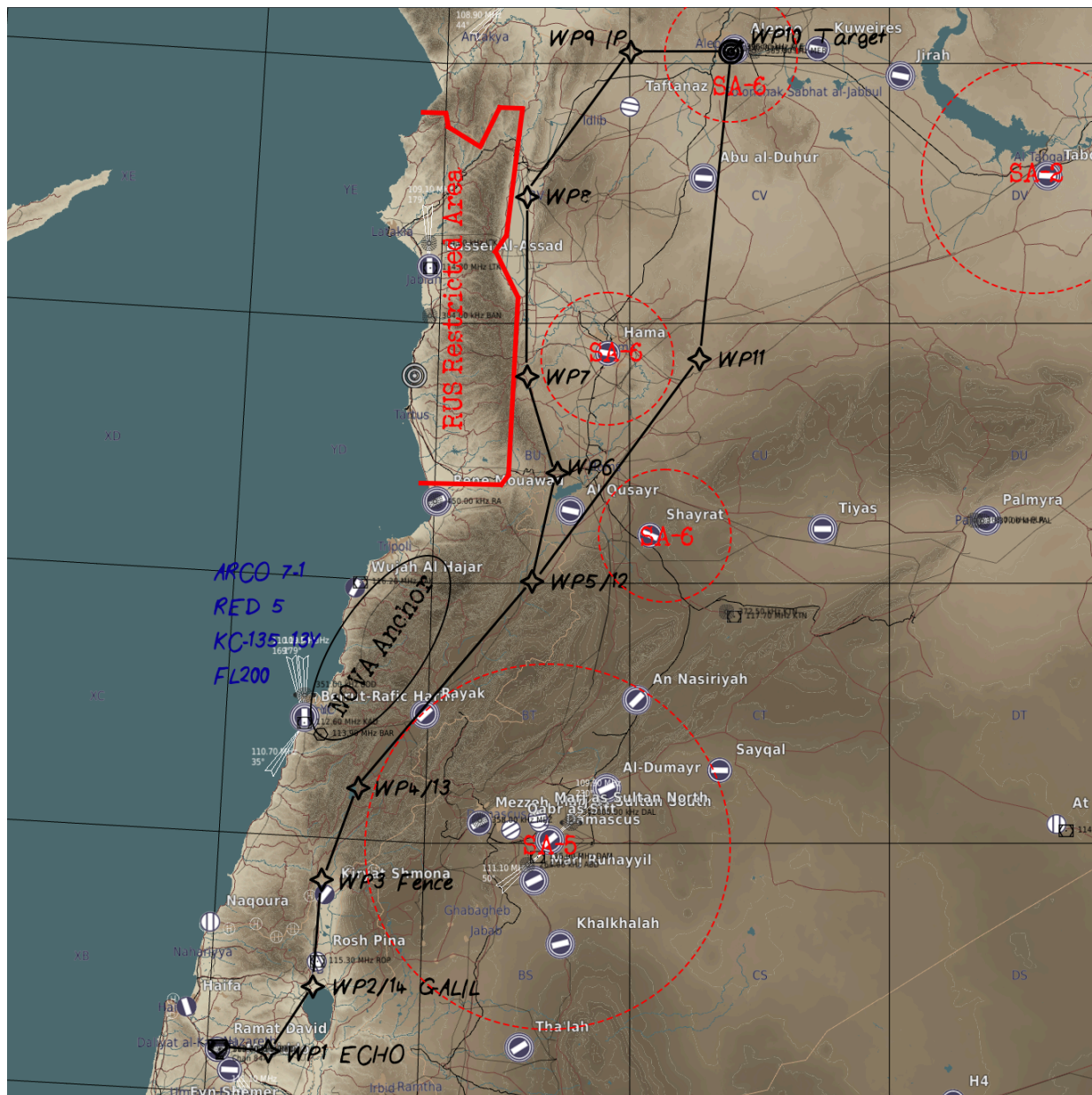
Intel marked the known SAM sites on your map. However there may be additional mobile SAM systems active.

Potential Syrian aerial threats are MiG-21 and MiG-29. No helicopter activity is reported.

Stay clear of potential Russian air patrols in the Russian Restricted Zone!

## Maps

### Route

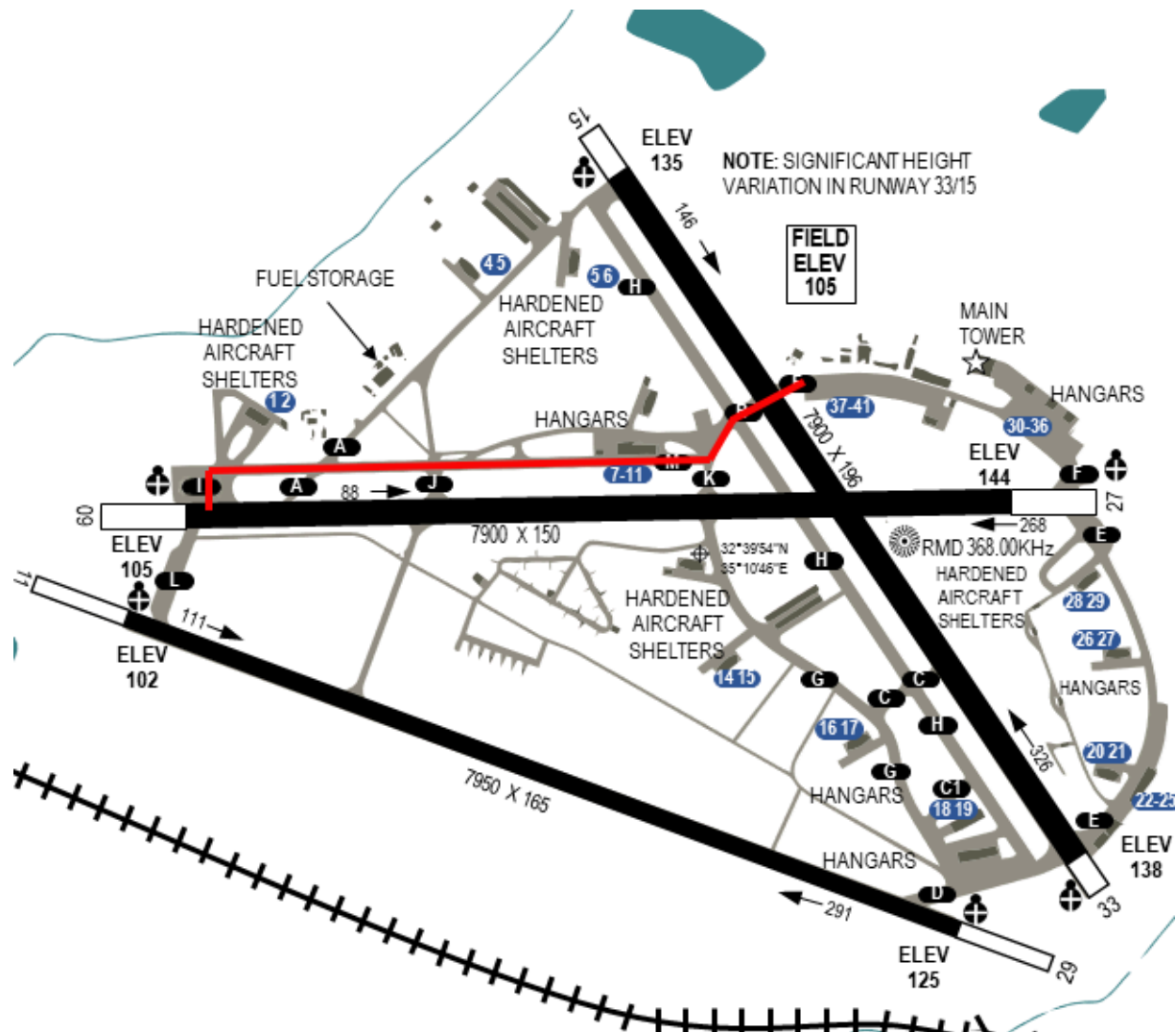


After striking the target, you have two egress options:

- Eastern route via WP11
- Western route by reversing the ingress route

## Ramat David aerodrome layout

Your Strike Eagle is parked at Stand 42. Tower will issue a taxi clearance to runway 09, as depicted in this chart.



When returning to base after the mission, please vacate the runway via either Kilo or Foxtrot.

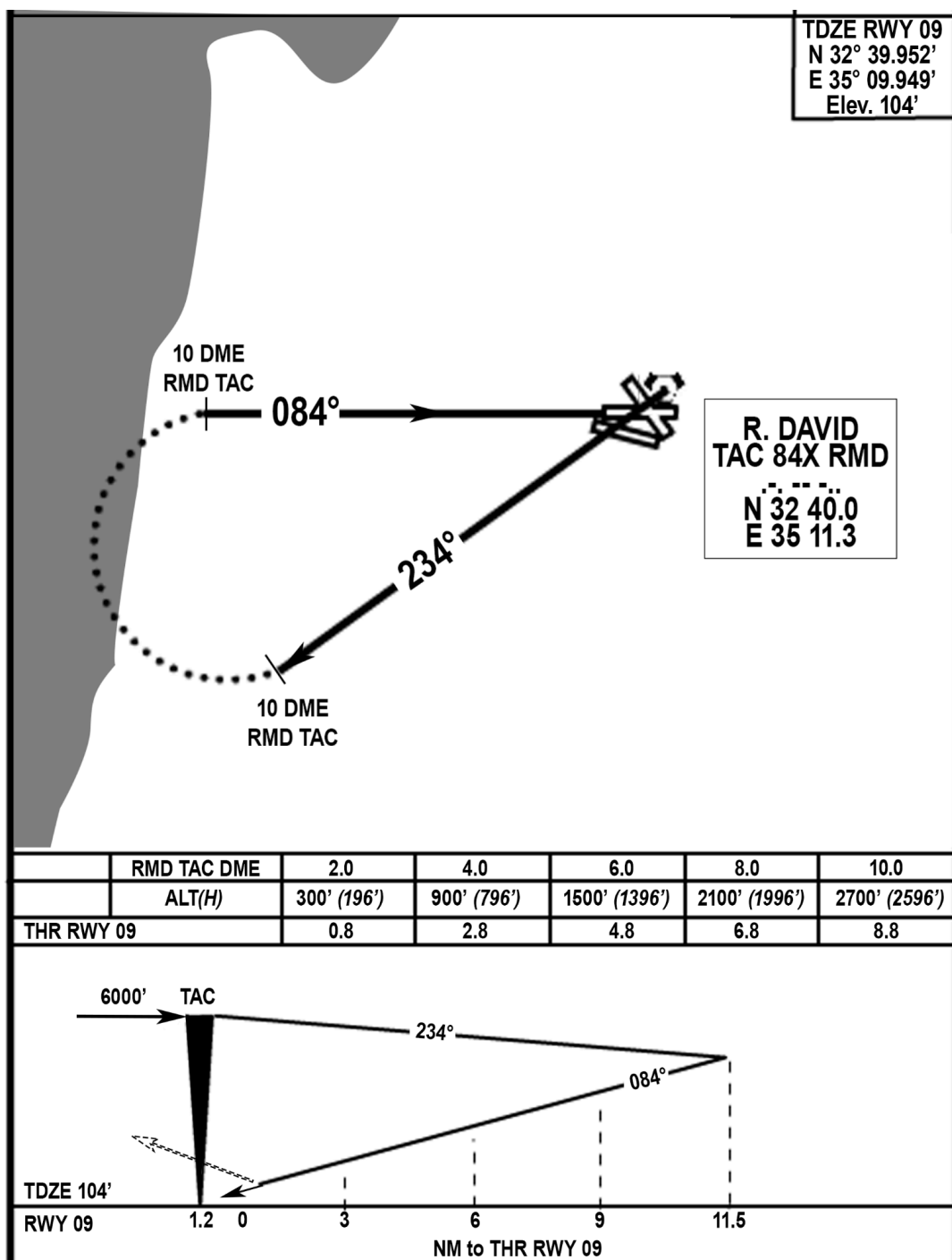
## Arrival procedure

Due to construction work, the ILS equipped runway 33 is not available. ATC will instruct you to fly the TACAN 09 approach instead.

Fly inbound RMD TCN (Channel 84X) and then fly on the outbound radial 234°, until 10 nautical miles from the TACAN station. Maximum altitude here should be 5000 ft.

Perform a shallow 330° right hand turn to intercept radial 084° for the final approach.

Note: the TACAN station is 1.2 NM beyond the threshold of runway 09, keep that in mind when calculating your descent.



## Mission options

The zip file contains:

*CG\_F15E\_Operation\_Iron\_Hail\_cold\_1\_1.miz*      *Cold start variant*

*CG\_F15E\_Operation\_Iron\_Hail\_hot\_1\_1.miz*      *Hot start variant*

The mission can be flown either alone or as multicrew.

*Note: as the triggers are bound to unit and group names, please do not rename any units or groups, as this will cause the mission not to work as designed.*

## Version history

V 1.0            initial release

V 1.1            fixed no comms in MP, exchanged WSO voice

## Imprint

Version 1.1 / January 2024

By Don Rudi

Special thanks to “CombatWombat” for letting me use his aerodrome layout chart!  
Special thanks also to my beta testers Niklas, Steve, Kuro and Jesse for their feedback and input!